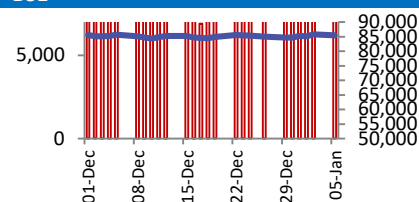
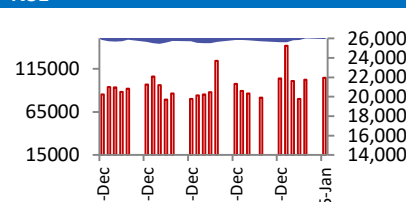


BSE



Open	84620
High	85076
Low	84617
Close	84961
Change	-102
Volume (Lacs)	9166
Turnover (Rs.inCr)	8031

NSE



Open	26143
High	26187
Low	26068
Close	26141
Change	-38
Volume(Lacs)	44628
Turnover(Rs.in Cr)	106463

World Markets	Current	Previous	Pt. Chg	Var(%)
Dow	48996	49462	(466)	-0.94%
Dow Futures	49188	49239	(51)	-0.10%
Nasdaq	23584	23547	37	0.16%
FTSE	10048	10123	(75)	-0.74%
Nikkei	51661	51962	(301)	-0.58%
Hang Seng	26146	26459	(313)	-1.18%
Gift Nifty	26156	26227	(71)	-0.27%
Straits Singapore	4745	4748	(2)	-0.05%
South Korea	4589	4551	38	0.83%
Taiwan	30396	30435	(40)	-0.13%
Shanghai	4092	4086	7	0.16%

Commodity Prices	Current	Previous	Pt. Chg	Var(%)
Copper (\$/MT)	12900	13238	(339)	-2.6%
Alumin (\$/MT)	3089	3129	(41)	-1.3%
Zinc (\$/MT)	3168	3251	(84)	-2.6%
Brent Crude (\$/bbl)	60	60	0	0.4%
Gold (\$/Ounce)	4445	4456	(11)	-0.3%
Silver (\$/Ounce)	78	78	0	0.2%
Light Crude (\$/bbl)	56	56	0	0.4%
N G (\$/mmbtu)	4	4	0	1.7%
Sugar (\$/MT)	428	424	4	1.0%
Rubber (Rs./kg)	187	186	1	0.5%
Baltic Dry Index	1776	1830	(54)	-3.0%

Currency Exchange Rate	Current	Previous	Var(%)
Rs./ \$ rate	89.89	90.17	-0.32%
Rs./ Euro	105.02	105.63	-0.57%
Rs./Chinese Yuan	12.87	12.86	0.06%
Yen / \$ rate	156.78	156.76	0.01%
\$ US/Euro	1.17	1.17	0.05%

Dollar Index	Current	Previous	Var(%)
Dollar Index	98.71	98.68	0.03%

Support/ Resistance Levels for Today		
	Nifty	Bank Nifty Fut
Support 1	26140	59900
Support 2	26070	59700
Resistance	26300	60340

Securities in Ban For Trade	
SAIL	SAMMAANCAP

Market Review

US: Wall Street's optimism faded as investors parsed mixed economic data and reassessed rising geopolitical risks, following a wave of social media posts from the US President. The S&P 500 fell 0.3% after hitting its second intraday record of 2026 on Wednesday, while the Nasdaq 100 struggled to maintain modest gains.

Asia: Asian equities slipped for a second straight session as the recent record-setting rally began to cool. Treasuries held onto gains after advancing in US trading, helped by mixed US economic data.

India: Indian equity markets ended marginally lower for the third straight session amid global geopolitical concerns and persistent FII outflows. **Market is expected to on a negative note and likely to witness range bound move during the day.**

Global economy: U.S. President Donald Trump signed a memorandum withdrawing the U.S. from 66 international organizations, including several key United Nations bodies. Trump said the order came following a review of all international organizations and treaties that the U.S. is part of, with Washington now withdrawing support for all organizations that it deems are contrary to the interests of the U.S.

Federal Reserve Vice Chair for Supervision Michelle Bowman outlined significant changes to bank supervision and regulation during a speech at the California Bankers Association Bank Presidents Seminar.

The U.S. Department of Transportation said on Wednesday it is withholding \$160 mn in federal funds from the state of California for failing to cancel over 17,000 improperly issued commercial driver's licenses held by non-U.S. citizens.

Commodities: Oil prices gained slightly on Thursday, rebounding from two days of declines, as a larger-than-expected draw in U.S. crude inventories provided some impetus for investors to buy futures while they monitor developments in Venezuela.

Gold and other precious metals rose on Thursday after U.S. private payroll data showed job openings fell to a 14-month low in November, reinforcing bets for Federal Reserve rate cuts, though gains were capped by a firmer dollar and higher yields.

Currency: The dollar was calm on Thursday as investors weighed a slew of data that showed the U.S. economy was in a delicate position ahead of a crucial jobs report on Friday, with rising geopolitical tensions keeping sentiment in check.

FII Derivative Transactions (Rs. Cr)

Contracts	Purchase		Sell		Net	Open Interest (OI)		OI (Previous day)		Change	
	Contract	Value	Contract	Value	Value	Contract	Value	Contract	Value	Contract	Value
Index Future	10770	1863	19154	3313	(1450)	170846	29317	171548	29467	(702)	(150)
Index Option	5207818	889341	5218105	890840	(1499)	1936491	331003	1643259	281505	293232	49498
Stock Future	316020	22117	339807	23190	(1073)	6096717	420900	6079864	418928	16853	1972
Stock Option	376944	27462	381175	27678	(216)	462117	32037	413090	28595	49027	3442
Total	5911552	940783	5958241	945021	(4238)	8666171	813257	8307761	758495	358410	54762

FII All Activity-BBG (Rs Cr)		Buy	Sell	Net
31-Dec-25		5549	10118	(4569)
1-Jan-26		1332	4372	(3040)
2-Jan-26		8304	7657	647
5-Jan-26		12335	11598	737
6-Jan-26		15512	15529	(16)
Month to date- Jan		37484	39156	(1672)
FII (Prov.) (Rs Cr)		Buy	Sell	Net
1-Jan-26		1068	4336	(3269)
2-Jan-26		7850	7561	290
5-Jan-26		11277	11314	(36)
6-Jan-26		15061	15169	(108)
7-Jan-26		14664	16191	(1528)
Month to date-Jan		49920	54571	(4650)
DII (Prov.) (Rs. Cr)		Buy	Sell	Net
1-Jan-26		13045	11519	1526
2-Jan-26		15350	14672	677
5-Jan-26		15566	13802	1764
6-Jan-26		17240	15491	1749
7-Jan-26		18365	15475	2889
Month to date-Jan		79566	70960	8606
FII Debt - BBG (Rs. Cr)		Buy	Sell	Net
31-Dec-25		2864	446	2417
1-Jan-26		173	325	(152)
2-Jan-26		2756	525	2231
5-Jan-26		2852	3535	(683)
6-Jan-26		2123	3036	(913)
Month to date- Jan		7904	7420	484

Market Breadth	BSE		NSE	
	No.	%	No.	%
Advance	2080	48%	1706	50%
Decline	2105	48%	1561	46%
Unchanged	166	4%	116	3%

Market Turnover	07-Jan	06-Jan	Var (%)
BSE Cash	8031	8981	-11%
NSE Cash	106463	109454	-3%
NSE Futures	108851	113312	-4%
NSE Options	12417525	58201646	-79%
Total (Rs.Cr)	12640871	58433394	-78%

Volatility Index	07-Jan	06-Jan
Volatility Index	9.95	10.02

Index PE - TTM	07-Jan	Yr. High	Yr. Low
Sensex	23.4	24.1	20.3
Nifty	22.8	23.0	19.6

Corporate News

Juniper Green Energy raises Rs 2039 crore. The National Bank for Financing Infrastructure and Development (NaBFID) lent Rs 566 crore for the company's under-construction 90 MW Juniper Green Kite Wind Power Project in Gujarat. (ET)

CMS Info Systems has received an Rs 1,000 crore contract from the State Bank of India. In an exchange filing, the logistics and technology service provider said that it has signed a cash outsourcing contract for a period of 10 years covering about 5,000 ATMs of the largest banker of the country. (Invst)

Tata Steel said that its steel production volume (provisional) for the Indian market in Q3 FY26 stood at 6.34 MT. The company's steel production in India grew by 11.42 per cent year-on-year, as the same was at 5.69 MT in Q3 FY25. (BS)

Infosys announced a strategic collaboration with Cognition to accelerate the AI value journey for global enterprises. The integrated capabilities of AI software engineer Devin and Infosys Topaz Fabric are expected to accelerate software development, boost engineering productivity, and deliver a faster time-to-market. (ET)

Economy

India's economy is projected to expand at a better-than-expected 7.4% in FY26, compared with a 6.5% rise in FY25, powered by rising investment and a manufacturing surge, data released on Wednesday showed. India plans to simplify its customs duty structure. (ET)

FM has announced creating a three-year PPP project pipeline. This comprises 852 projects across Central Infrastructure Ministries and States/Union Territories with a combined total project cost of over ₹17 lakh crore. The projects are market for FY26, FY27 and FY28. This is a follow-up to the FY26 Budget announcement, when Finance Minister Nirmala Sitharaman had said-Each infrastructure-related ministry will come up with a 3-year pipeline of projects that can be implemented in PPP mode. (BS)

International

Samsung Electronics projected a three-fold jump in fourth-quarter operating profit from a year earlier to a record high as tight supply and a surge in artificial intelligence-driven demand stoked prices for conventional memory chips. (Inv)

Paramount Skydance gained fresh ammunition in its campaign to convince Warner Bros Discovery shareholders that its \$108.4 bn bid for the storied Hollywood studio, HBO, and Discovery Channel is the better offer the market's response to Comcast's spin-off. (Reuters)

Top 5 Nifty Gainers	07-Jan	06-Jan	Var(%)
TITAN	4273	4112	3.9%
WIPRO	271	266	2.0%
HCLTECH	1648	1616	1.9%
INFY	1639	1612	1.7%
JIOFIN	304	299	1.7%
Top 5 Nifty Losers	07-Jan	06-Jan	Var(%)
CIPLA	1468	1531	-4.1%
MARUTI	16809	17292	-2.8%
POWERGRID	264	269	-1.7%
MAXHEALTH	1035	1052	-1.6%
TMPV	363	369	-1.5%

BSE Index Watch	Last	1 day	1 wk	1 mth	1 yr
SENSEX	84961	-0.1%	-0.3%	-0.2%	8.7%
MIDCAP	47673	0.5%	1.5%	4.1%	4.4%
SMLCAP	51817	0.1%	0.6%	3.7%	-5.2%
AUTO	63651	-0.7%	1.7%	3.7%	20.6%
BANKEK	67513	-0.1%	1.1%	1.6%	19.2%
Capital Goods	67836	0.4%	1.1%	3.2%	2.2%
FMCG	19607	-0.2%	-3.6%	-1.8%	-5.7%
Health Care	44781	0.4%	2.2%	2.4%	-0.7%
IT	37490	2.0%	2.1%	0.8%	-13.8%
METAL	37995	0.0%	3.2%	13.2%	33.7%
Oil & Gas	28006	-0.8%	-2.4%	1.3%	4.6%
Power	6670	-0.3%	2.6%	4.5%	-1.0%
Realty	7067	-0.4%	3.8%	5.6%	-12.0%

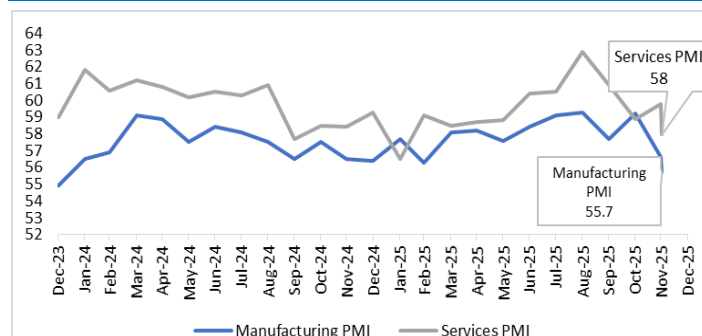
Margin Trading Disclosure (Rs. In Cr)	Last	1 day	1 wk	1 mth	3 mth
Op. Scripwise Outstanding	114116	1%	0%	1%	6%
Fresh Exposure	4712	-3%	49%	86%	26%
Exposure liquidated	3833	-11%	28%	18%	33%
Closing Net scripwise outstanding	114995	1%	1%	2%	6%

NSE USD Futures	07-Jan	06-Jan	Var (%)
Jan Expiry (Rs./\$)	88.24	88.24	0.0%
Feb Expiry (Rs./\$)	89.05	89.05	0.0%
Total Turnover (Rs. Crore)	1960	2167	-10%

Sectors	TTM PE
Auto	33.64
Auto Ancillary	44.63
Banking	15.27
Engineering	38.25
Cement	65.6
Diamonds & Jewellery	43.53
Housing Finance	23.88
Infrastructure & Const	28.08
Metals-Aluminium	28.22
Metal – Steel	18.74
Oil Expl.	10.48
Pharma	11.18
Power – Gen. Supp.	39.74
Information Tech.	30.67
Sugar	17.37
Telecom Serv. Prov.	39.64
Tyres	35.24

India PMI Index

Source: BBG, NBRR



10 year G-Sec Yield	Current	Previous	Change
US	4.14%	4.15%	(1) bps
Japan	2.10%	2.12%	(3) bps
India	6.61%	6.61%	(0) bps
UK	4.42%	4.48%	(6) bps
Libor 3 Mths	4.85%	4.85%	(0) bps

Indian Eco Data	Current	Previous	Var(%)
Forex Reserve (US\$ in bn)	602	697	-13.6%
Inflation - WPI	-0.32%	-1.21%	89 bps
Inflation - CPI	0.71%	0.25%	46 bps

India GDP	Q3FY25	Q2FY25	Var (%)
Growth	8.23%	7.81%	42 bps

Monetary Policy	Current	Previous	Change
Repo Rate	5.25%	5.50%	(25) bps
Reverse Repo Rate	3.35%	3.35%	0 bps
CRR	3.00%	3.75%	(75) bps
O/S Banking System Liquidity (Rs bn)	701	-96	796.7

IIP Growth %	Nov-25	Nov-24	Apr-Nov
IIP	6.7	5.0	4.0
Capital Goods	10.4	8.9	5.6
Mining	8.0	5.5	4.9
Manufacturing	-1.5	4.4	-0.3
Electricity	5.4	1.9	2.5

ADR Price Movement

Company	Price (US\$)	Volume	Previous Day Price	Volume	Variance (%)	No. of Share Per ADR	ADR Price (Rs.)	BSE Price	Variance (%)
Infosys Tech	18.23	8959955	18.10	11906982	0.72%	1	1638.63	1639.00	0.0%
Wipro	2.93	2458069	2.90	4053471	1.03%	1	263.37	270.80	-2.7%
Dr.Reddy's	13.68	1142658	13.86	1305970	-1.30%	1	1229.64	1242.80	-1.1%
ICICI Bank	31.38	6740921	30.87	6873311	1.65%	2	1410.31	1427.70	-1.2%
HDFC Bank	33.20	13949347	33.43	8483079	-0.69%	3	994.74	949.05	4.8%

GDR's (US\$)

	Prices	Prev. Close	Change	Var %
L&T	45.55	45.55	0.0	0.0%
RIL	67.20	67.40	(0.2)	-0.3%
SBI	111.60	112.80	(1.2)	-1.1%

US Economy Data	Current	Previous
Inflation (%) (YoY)	2.70%	3.00%
Unemployment (%)	4.60%	4.40%

Interest Rate (%)	Current	Previous
Fed Rate	3.75%	4.00%

US GDP	Q2CY25	Q1CY25
Growth (QoQ Annualized)	4.30%	3.80%

China Economy Data	Current	Previous
GDP	4.80%	5.20%
Inflation – CPI (%)	0.70%	0.20%

Economic Calendar

	Date
Indian GDP Data	27 Feb
Indian Inflation Data CPI	12 Jan
Indian Inflation Data WPI	14 Jan
Indian Monetary Policy	27 Feb
India's Industrial Production (IIP)	28 Jan
US Inflation Data	13 Jan
US GDP	22 Jan
US Unemployment Data	09 Jan
US Fed Rate	29 Jan
China GDP	19 Jan
China Inflation Data	09 Jan

Event Update

Name	Date	Purpose
A-1 Ltd.	08-01-26	Stock Split from Rs.10/- to Re.1/-
Antariksh Industries Ltd.	09-01-26	Bonus issue
SKM Egg Products Export (India) Ltd.	12-01-26	Stock Split from Rs.10/- to Rs. 5/-
Kotak Mahindra Bank Ltd.	14-01-26	Stock Split from Rs.5/- to Re.1/-
Ajmera Realty & Infra India Ltd.	15-01-26	Stock Split from Rs.10/- to Rs.2/-
Jaro Institute of Technology Management and Research Ltd.	16-01-26	Interim Dividend
TAAL Tech Ltd.	16-01-26	Interim Dividend

Bulk Deal As On 07/01/26

BSE					
Security Code	Security Name	Client Name	Deal	Quantity	Price
517356	ACIIN	BLACKBERRY SAREES PRIVATE LIMITED	S	1650000	1.2
517356	ACIIN	COMELY ELECTRICAL PRIVATE LIMITED	S	609594	1.09
517356	ACIIN	KALAVATHIGODESI	B	759013	1.27
538556	ARMAN	PUSHPA GEETHAN GADA	S	63848	97.39
537069	ARNOLD	BHUVNESHEWARI VYAPAAR PRIVATE LIMITED	B	165250	13.01
537069	ARNOLD	LAKSHMISHREE INVESTMENT & SECURITIES PRIVATE LIMITED	S	209045	13.04
544505	AUSTERE	FINAVENUE GROWTH FUND	S	126000	48.34
544337	AVAX	DINESH KUMAR MOTWANI	S	7000	190.1
539288	AVI	MANDAKINIBEN PRADYUMANBHAI PATEL	B	35000	19.86
539288	AVI	SUDHANSHU KANDA	S	23498	19.88
506197	BLISSGVS	IRAGE BROKING SERVICES LLP	S	979987	190.86
506197	BLISSGVS	IRAGE BROKING SERVICES LLP	B	466923	189.44
531595	CGCL	BADRIDHAM TRADESOL PRIVATE LIMITED	S	5500000	184.22
540829	CHANDRIMA	GREEN PEAKS ENTERPRISES LLP	S	1991186	6.08
540829	CHANDRIMA	GREEN PEAKS ENTERPRISES LLP	B	83502	6.18
540829	CHANDRIMA	NEO APEX VENTURE LLP	S	1946926	6.11
540829	CHANDRIMA	PARNIT VENTURES PRIVATE LIMITED	B	7831904	6.08
543520	GLHRL	SANJIT KUMAR SAHA	S	2000	22.37
543520	GLHRL	SANJIT KUMAR SAHA	B	61000	22.13
543520	GLHRL	SHIV SHAKTI TRADING COMPANY	S	91000	22.42
513309	GOLKONDA	PROSHANTA SARKAR	S	30349	9.03
524238	GUJINJEC	PATADIYA CHIRAGKUMAR RAJESHKUMAR	B	75000	38.55
544630	HELLOJI	LONGTHRIVE CAPITAL VCC - TRENDVIEW CAPITAL FUND	S	33600	122.01
544567	INFINITY	MERU INVESTMENT FUND PCC- CELL 1	S	32800	400.14
514312	JAIHINDS	PARESH VASANJI KENYA	S	90000	40.52
514312	JAIHINDS	PARESH VASANJI KENYA	B	1051	41.67
543613	MAFIA	SONY CHANDRAKANT KAUCHE	S	28000	7.01
532637	MANGALAM	GAURAV CHANDRAKANT SHAH	S	175000	35.18
543400	OMNIPOTENT	KRISHNA MURARI TEKRIWAL	B	286000	5.01
543400	OMNIPOTENT	SUMANTEKRIWAL	S	286000	5.01
531512	ORIENTTR	GAURI NANDAN TRADERS	S	157292	18.68
531512	ORIENTTR	GAURI NANDAN TRADERS	B	160658	18.78
531512	ORIENTTR	KARISHMA TUSHAR PANSARE	S	135000	18.68
531512	ORIENTTR	ZAHERA TRADERS LLP	B	242743	18.87
531280	PANKAJPO	TASHA ZAFAR	B	34229	50.38
531769	PFLINFOTC	ASHA SANJAY SHAH	S	43932	6.99
543540	PGCRL	RATHOD MANOJ CHHAGANLAL HUF	S	8400	132.74
543540	PGCRL	RATHOD MANOJ CHHAGANLAL HUF	B	39600	122
540703	PROCLB	THAKKARVIPULBHAILAXMIDAS	S	42923	32.72
512591	PULSRIN	GREEN PEAKS ENTERPRISES LLP	S	400003	2.13
512591	PULSRIN	GREEN PEAKS ENTERPRISES LLP	B	400003	2.13
526841	SHAKTIPR	MAHENDRA GIRDHARILAL WADHWANI	B	45366	29.42
544459	SHANTIGOLD	IRAGE BROKING SERVICES LLP	S	389571	217.99
544459	SHANTIGOLD	IRAGE BROKING SERVICES LLP	B	518405	218.18
544646	SHIPWAVES	ISHAAN TRADEFIN LLP	S	700000	4.76
544646	SHIPWAVES	ISHAAN TRADEFIN LLP	B	1590000	4.76
534369	TBZ	IRAGE BROKING SERVICES LLP	S	457535	184.52
534369	TBZ	IRAGE BROKING SERVICES LLP	B	398000	183.07
530595	TELECANOR	NEO APEX VENTURE LLP	S	65015	38.43
530595	TELECANOR	SRI SURYANARAYANA RAJU VEGESNA	S	86925	36.37
539798	UMIYA	AMIT MAGANBHAI PIPALIYA	B	99855	26.5
539798	UMIYA	WINSPIRE PROJECT CONSULTANTS PRIVATE LIMITED	S	100000	26.5
500426	UTLINDS	ARINDAM DE	S	200000	2.05

NSE

Security Code	Security Name	Client Name	Deal	Quantity	Price
AAREYDRUGS	Aarey Drugs & Pharm Ltd	ARCHANA PRAMOD WANI	SELL	225000	68.63
AURIGROW	Auri Grow India Limited	NEO APEX VENTURE LLP	BUY	10000000	0.76
AURIGROW	Auri Grow India Limited	RATHOD DIGVIJAYSINH RAJENDRASINH	SELL	10000000	0.77
AURIGROW	Auri Grow India Limited	TATAD NAYAN GAUTAMBHAI	SELL	8000000	0.77
CSSL	Clear Secured Services L	GOPI KISHAN MALANI	BUY	142000	134.69
DIVYADHAN	Divyadhan Recycling Ind L	SETU SECURITIES PRIVATE LIMITED	SELL	112000	27
DIVYADHAN	Divyadhan Recycling Ind L	VIASHI BUILDCON PRIVATE LIMITED	BUY	100000	27
ESFL	Essen Speciality Films L	GREENX WEALTH MULTIHORIZONS OPPORTUNITY FUND	BUY	137520	152
ESFL	Essen Speciality Films L	VISHAL SANJAY SURANA	SELL	171000	151.54
GATECH	GACM Technologies Limite	NIRAV DINESHBHAI CHAUDHARI	BUY	7000000	0.56
GOYALALUM	Goyal Aluminiums Limited	ECONO TRADING & INVESTMENT PRIVATE LIMITED	SELL	1106463	11.37
HILTON-RE1	Hilton Metal Forging Ltd	HITESHBHAI HARSHADRAI BAGDAI	BUY	74653	2.54
HILTON-RE1	Hilton Metal Forging Ltd	MURALI KRISHNA KOPPARAM	BUY	106500	1.94
HILTON-RE1	Hilton Metal Forging Ltd	PREETI VISHAL PUNJABI	BUY	61000	1.82
HILTON-RE1	Hilton Metal Forging Ltd	RAKESH GARG	SELL	235586	1.88
HILTON-RE1	Hilton Metal Forging Ltd	SOVEREIGN ADVISORS PRIVATE LIMITED	SELL	229865	1.9
MACOBSTECH	Macobs Technologies Ltd	LOVLESH JAIN	BUY	100000	208.8
MANGALAM	Mangalam Drugs And Orgar	EPITOME TRADING AND INVESTMENTS	SELL	120000	34.9
MANGALAM	Mangalam Drugs And Orgar	KEDIA SECURITIES PRIVATE LIMITED	SELL	137794	35.09
MANGALAM	Mangalam Drugs And Orgar	MULTIPLIER SHARE & STOCK ADVISORS PRIVATE LIMITED	SELL	125000	34.9
MANGALAM	Mangalam Drugs And Orgar	NEO APEX VENTURE LLP	SELL	80000	34.44
MWL	Mangalam Worldwide Ltd	BARUN MORE	SELL	169128	278.79
QUADPRO	Quadpro ITeS Limited	BALAGERE NARAYANAPPA MANJULAMMA	SELL	276000	2.45
QUADPRO	Quadpro ITeS Limited	LAKSHMANA MURTHY B K	BUY	276000	2.45
TVTODAY	TV Today Network Limited	HDFC MUTUAL FUND	SELL	1450000	138
TVTODAY	TV Today Network Limited	WEALTH GUARDIAN	BUY	360000	137.99

Disclosure:

Research Reports that are published by Nirmal Bang Securities Private Limited (hereinafter referred to as "NBSPL") are for private circulation only. NBSPL is a registered Research Analyst under SEBI (Research Analyst) Regulations, 2014 having Registration no. INH000001766. NBSPL is also a registered Stock Broker with National Stock Exchange of India Limited, BSE Limited, Metropolitan Stock Exchange of India Limited, Multi Commodity Exchange of India Limited and , National Commodity and Derivative Exchange Limited in Capital Market , Equity and Commodities derivatives segments and Currency Derivatives Segment .

NBSPL has other business divisions with independent research teams separated by Chinese walls, and therefore may, at times, have different or contrary views on stocks and markets.

NBSPL or its associates have not been debarred / suspended by SEBI or any other regulatory authority for accessing / dealing in securities Market since last 20 years. NBSPL, its associates or analyst or his relatives do not hold any financial interest (Except Investment) in the subject company. NBSPL or its associates or Analyst do not have any conflict or material conflict of interest at the time of publication of the research report with the subject company. NBSPL or its associates or Analyst or his relatives may or may not hold beneficial ownership of 1% or more in the subject company at the end of the month immediately preceding the date of publication of this research report.

NBSPL or its associates / analyst has not received any compensation / managed or co-managed public offering of securities of the company covered by Analyst during the past twelve months. NBSPL or its associates have not received any compensation or other benefits from the company covered by Analyst or third party in connection with the research report. Analyst has not served as an officer, director or employee of Subject Company. NBSPL / analyst has not been engaged in market making activity of the subject company.

Analyst Certification: The research analysts and authors of these reports, hereby certify that the views expressed in this research report accurately reflects my/our personal views about the subject securities, issuers, products, sectors or industries. It is also certified that no part of the compensation of the analyst(s) was, is, or will be directly or indirectly related to the inclusion of specific recommendations or views in this research. The analyst(s) principally responsible for the preparation of this research report and has taken reasonable care to achieve and maintain independence and objectivity in making any recommendations.

Disclaimer:

The Research Report is for the personal information of the authorized recipient and does not construe to be any investment, legal or taxation advice. NBSPL is not soliciting any action based upon it. Nothing in the research report shall be construed as a solicitation to buy or sell any security or product, or to engage in or refrain from engaging in any such transaction. In preparing the research report, we did not take into account the investment objectives, financial situation and particular needs of the reader.

The research report has been prepared for the general use of the clients of NBSPL and must not be copied, either in whole or in part, or distributed or redistributed to any other person in any form. If you are not the intended recipient you must not use or disclose the information in the research report in any way. Though disseminated to all the customers simultaneously, not all customers may receive the research report at the same time. NBSPL will not treat recipients as customers by virtue of their receiving the research report. The research report is not directed or intended for distribution to or use by any person or entity resident in a state, country or any jurisdiction, where such distribution, publication, availability or use would be contrary to law, regulation or which would subject NBSPL & its group companies to registration or licensing requirements within such jurisdictions.

The report is based on the information obtained from sources believed to be reliable, but we do not make any representation or warranty that it is accurate, complete or up-to-date and it should not be relied upon as such. We accept no obligation to correct or update the information or opinions in it. NBSPL or any of its affiliates or employees shall not be in any way responsible for any loss or damage that may arise to any person from any inadvertent error in the information contained in the research report. NBSPL or any of its affiliates or employees do not provide, at any time, any express or implied warranty of any kind, regarding any matter pertaining to this report, including without limitation the implied warranties of merchantability, fitness for a particular purpose, and non-infringement. The recipients of the research report should rely on their own investigations.

This information is subject to change without any prior notice. NBSPL reserves its absolute discretion and right to make or refrain from making modifications and alterations to this statement from time to time. Nevertheless, NBSPL is committed to providing independent and transparent recommendations to its clients, and would be happy to provide information in response to specific client queries.

Before making an investment decision on the basis of research report, the reader needs to consider, with or without the assistance of an adviser, whether the advice is appropriate in light of their particular investment needs, objectives and financial circumstances. There are risks involved in securities trading. The price of securities can and does fluctuate, and an individual security may even become valueless. International investors are reminded of the additional risks inherent in international investments, such as currency fluctuations and international stock market or economic conditions, which may adversely affect the value of the investment. Opinions expressed are subject to change without any notice. Neither the company nor the director or the employees of NBSPL accept any liability whatsoever for any direct, indirect, consequential or other loss arising from any use of the research report and/or further communication in relation to the research report. Here it may be noted that neither NBSPL, nor its directors, employees, agents or representatives shall be liable for any damages whether direct or indirect, incidental, special or consequential including lost revenue or lost profit that may arise from or in connection with the use of the information contained in the research report.

Copyright of this document vests exclusively with NBSPL.

Our reports are also available on our website

Registration granted by SEBI and certification from NISM in no way guarantee performance of NBSPL or provide any assurance of returns to investors.

Nirmal Bang Research (Division of Nirmal Bang Securities Pvt. Ltd.)

B-2, 301/302, Marathon Innova,
Opp. Peninsula Corporate Park
Off. Ganpatrao Kadam Marg
Lower Parel(W), Mumbai-400013
Board No. : 91 22 6723 8000/8001
Fax. : 022 6723 8010